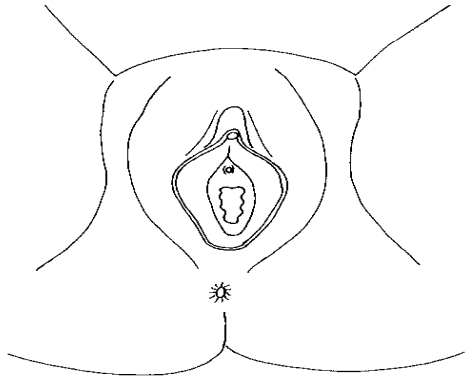
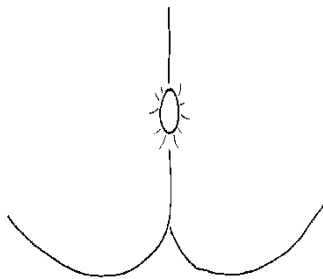
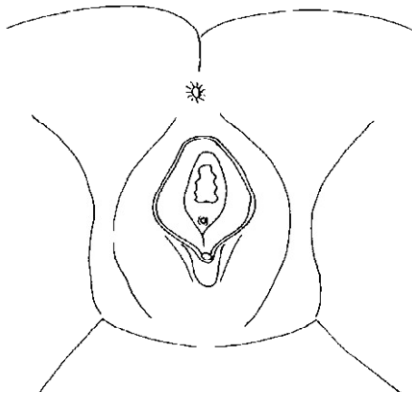


FEMALE PUBERTAL DIAGRAM

SUPINE



PRONE



Age : _____

SMR _____ or Tanner Stage _____

Hymen (supine): _____

Hymen (prone knee-chest): _____

Congenital Findings: _____

Trauma: _____

Other Lesions: _____

Blood/Discharge: _____

Cervix: _____

Anal Exam: _____

Piercings: _____

Tatoos: _____

Preceptee Signature

Preceptor Signature

Adams Classification - If < 16

